


# FABULOUS FRIDAY



The Common App & Cal State Apply  
Friday 10/20/2023 10:30am  
zoom



# COMMON APP

- More than 1000 colleges and universities use CommonApp
- 250+ public colleges and universities
- 50+ international universities in 15+ countries
- 125+ Minority -serving institutions
- 500+ without app fee
- 300+ test optional/flexible



# COMMON APPS STEPS


- Add Colleges
- Stay Organized
- Complete & Submit




# GATHER YOUR MATERIALS

USE THIS CHECKLIST TO HELP YOU GATHER THE INFORMATION YOU'LL NEED AS YOU FILL OUT YOUR COMMON APP.

- High School Info - CEEB CODE 052483
- Unofficial High School Transcript
- Test Scores and Dates
- Citizenship Information
- State of Residence Information
- Parent Information
- Honors and Activities



# FERPA & YOUR APPLICATION



When it comes time to invite your counselor and recommenders, Common App will prompt you to complete the FERPA Release Authorization. FERPA (Family Educational Rights and Privacy Act) is a law that protects the privacy of your education records. Completing the FERPA Release Authorization will grant your high school permission to send those records on your behalf.

## UNDERSTANDING THE TESTING SECTION IN COMMON APP

The Testing section lets you self-report scores of any standardized tests you've taken. Standardized tests are any form of test that requires all test takers to answer the same questions in the same way, and that is scored in a "standard" or consistent manner.

Each college and university can choose its own testing policy. If you're deciding which tests to take (or which to report), double-check the policies of the colleges you're applying to. College's testing requirements are listed on its College Information page. The Requirements Grid also shows you each college's and testing requirements.


Always required: Standardized test scores are always a required part of the application.

Sometimes required: Standardized test scores are sometimes required as part of the application. Check a college's College Information page for specific details.

Never required: Standardized test scores are never a required part of the application.

Flexible: This means alternatives to standardized test scores (like a graded paper) may be accepted. Colleges with this policy may also accept different types of tests, like AP tests. Be sure you check the college's website for more information.

Ignored: Standardized test scores are ignored if they are received



# APPROACHING THE ACTIVITIES SECTION



- The Activities section is one of the seven sections of the CommonApp tab.
- In it you have the chance to tell colleges more about who you are outside the classroom
- You can use this section to highlight the activities that have been the most meaningful to you throughout high school

# APPROACHING THE ACTIVITIES SECTION



- You can add up to ten activities to your application, but that doesn't mean that you need to enter ten.
- On average, students applying through Common App report 6 activities.
- Don't forget, this section is how colleges can get to know more about you. It can show what makes you unique: your pursuits, interests, and passions
- Focus on what activities can best tell that story and not on the number you're reporting.



# ACTIVITIES SECTION HOW IT WORKS

Characters allowed:

50 characters -

Position/Leadership  
description •

100 characters-

Organization name

150 characters-

Activity details,  
honors won, and  
accomplishments

First, you'll select your activity type. If your activity type isn't listed, you can choose "other club/activity" from the dropdown menu. You can give more details in the position/leadership and activity description fields.

Next, you'll briefly describe the activity and your position. You have limited space in these fields, so you may need to abbreviate words and simplify your grammar.

## Example activity descriptions

### Original

For two years I volunteered at my local animal shelter. I helped out where needed, but mainly walked dogs and monitored the front desk. Last year I was asked to take on more responsibility and have been volunteering as the receptionist during the weekends. (256 characters)

### Edited

Volunteer at local animal shelter walking dogs and running front desk. Given more responsibility last year and now volunteer as receptionist. (141 characters)

# HOW TO APPROACH THE ESSAY

The Common App essay instructions ask you what you want the readers of your application to know about you apart from courses, grades, and test scores. You have 7 prompts but endless possibilities to tell your story.

Approx 500 words

Here are some ideas to inspire your thinking.



SOME STUDENTS HAVE A BACKGROUND, IDENTITY, INTEREST, OR TALENT SO MEANINGFUL THEY BELIEVE THEIR APPLICATION WOULD BE INCOMPLETE WITHOUT IT. IF THIS SOUNDS LIKE YOU, PLEASE SHARE YOUR STORY.

## THINK ABOUT

- Your community, environment, family, and culture
- What you're deeply curious about and how you spend your time
- What makes you proud
- People and experiences that have shaped your life

## ASK

- What's missing from the rest of my application?
- Is there context to help colleges understand who I am?




THE LESSONS WE TAKE FROM obstacles we encounter can be fundamental to later success. Recount a time when you faced a challenge, setback, or failure. How did it affect you, and what did you learn from the experience?

## THINK ABOUT

- All obstacles: big, small, personal, and societal
- Hardships faced by family or friends that also impacted you
- Unresolved challenges you're still struggling with

## ASK

- How did I cope?
- How did I grow?
- Who helped me?




REFLECT ON A TIME WHEN you questioned or challenged a belief or idea. What prompted your thinking? What was the outcome?

## THINK ABOUT

- Anywhere you spend time: school, clubs, work, home, place of worship
- Everyone you interact with: friends, teammates, family, teachers, coaches

## ASK

- Did the experience clarify or change my values?
- What was the impact on my relationships?
- Did I surprise myself or anyone else?




REFLECT ON SOMETHING that someone has done for you that has made you happy or thankful in a surprising way. How has this gratitude affected or motivated you?

## THINK ABOUT

- All types of interaction: Compliments, criticism, gifts, advice, support
- People who know you well and people who don't

## ASK

- What made the interaction surprising?
- How did I feel?
- How did I react?




DISCUSS AN accomplishment, event, or realization that sparked a period of personal growth and a new understanding of yourself or others

## THINK ABOUT

- The full range of your achievements, both public and private
- Small or everyday experiences that had a powerful impact on you
- Times when you were surprised by what you learned or discovered

## ASK

- How did I change?
- How can I continue to grow?
- How can I share what I learned with others?




DESCRIBE A TOPIC, IDEA, or concept you find so engaging it makes you lose all track of time. Why does it captivate you? What or who do you turn to when you want to learn more?

## THINK ABOUT

- How you choose to spend your free time
- Your hobbies, your classes
- What you read, what you write, what you create

## ASK

- How did my curiosity start?
- What does this interest tell others about me?
- What does this interest tell me about myself?






SHARE AN ESSAY ON ANY topic of your choice. It can be one you've already written, one that responds to a different prompt, or one of your own design.

## THINK ABOUT

- What you want to share, not what you think colleges want to hear
- Topics that reveal who you are and what matters to you

## ASK

- Does this essay provide new information to my colleges?
- Is there anything left unsaid in my application?



# AVOID COMMON MISTAKES



- Show the Lesson
- Limit the Negativity
- Show Action-Steps
- Proofread
- Streamline
- Eliminate Incongruity
- Do not overwrite
- Focus on Yourself

# UNDERSTANDING RECOMMENDATION

Many colleges ask you to include letters of recommendation with your application. These letters are submitted by recommenders. A recommender's input helps clarify and support the information you share in your application. They also help inform colleges about your academic potential and how you would fit in with their community



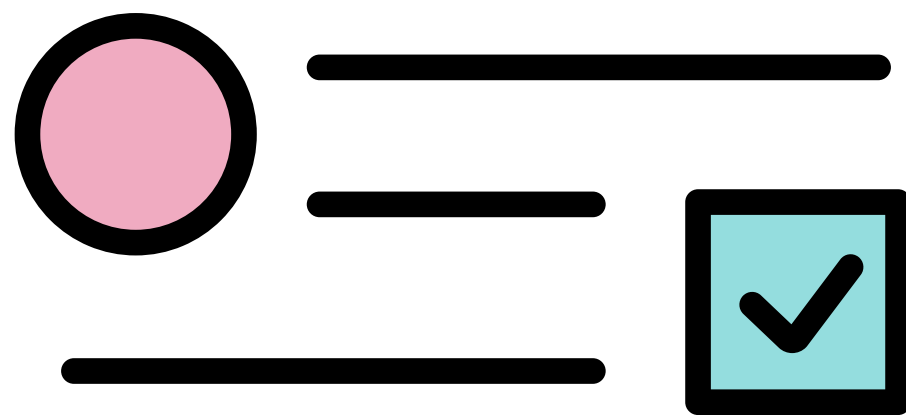
# WHO ARE RECOMMENDERS?



- Counselor
- Caseload Teacher
- Teacher
- Clergy
- Coach
- Employer
- Family Member
- Peer

# ASKING FOR A LETTER OF RECOMMENDATION

## REFERENCE



- Ask first
- Ask in person, follow up in an email
- Respect recommender's time.
- Thank them afterward
- Brag Sheets

# FEE WAIVERS


- Listed in requirements
- some colleges charge no application fee
- Fee waivers in the Profile section
  - Many colleges also have their own waivers

**575K+**

applicants received a fee waiver in  
2021-2022



**\$100M**

in Common App fee waivers were  
granted in 2021-2022



# QUESTIONS

?





CAL STATE **APPLY**

**Applying to the California State University**

Fall 2023 & Spring 2024 Freshman Application



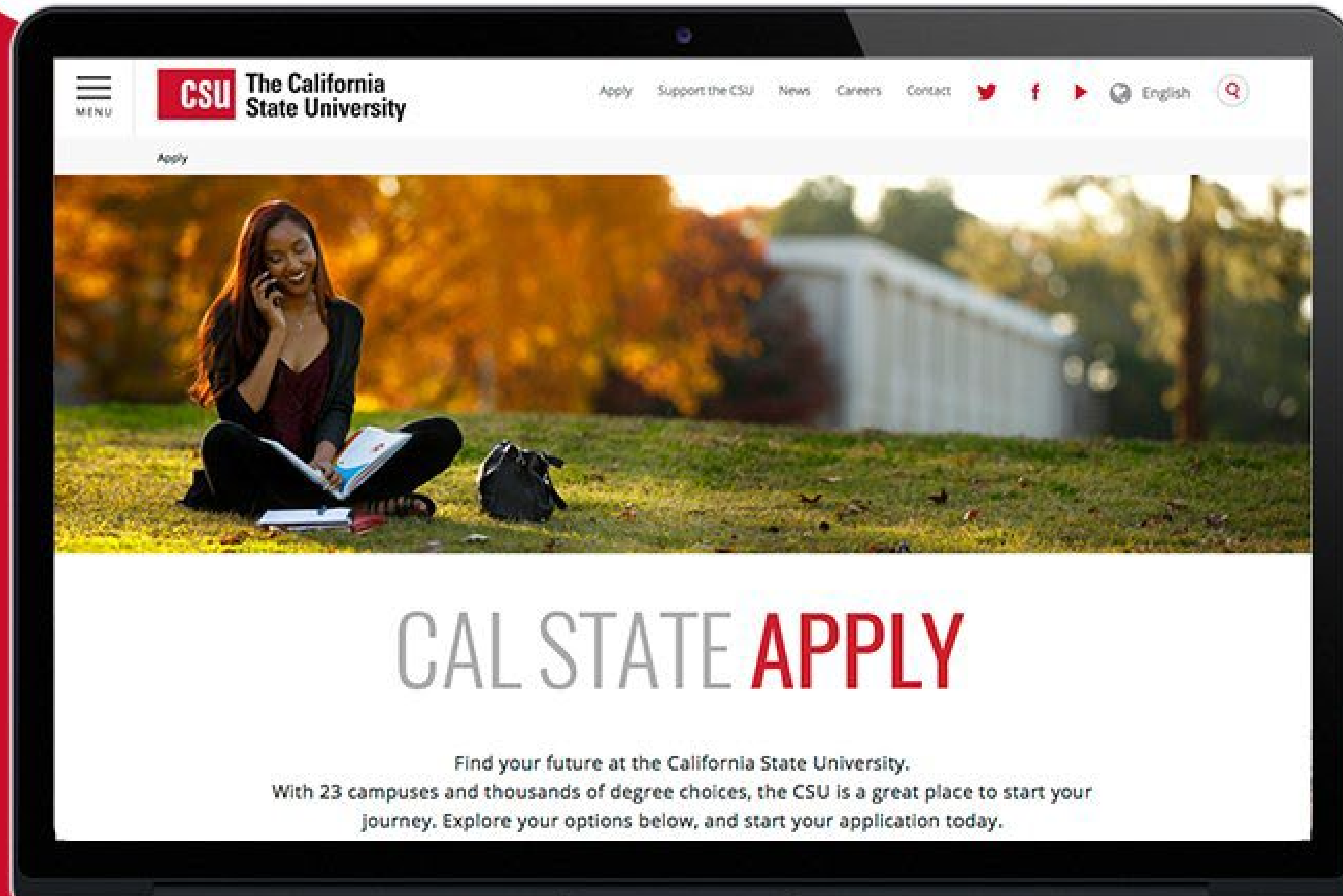


CAL STATE **APPLY**



What will we be doing today?

**Completing your CSU admissions application!**



A SINGLE  
APPLICATION  
FOR **ALL**  
23 CSU  
CAMPUSES

[CALSTATE.EDU/APPLY](https://calstate.edu/apply)


# What to expect from the CSU admissions process

To apply to the CSU, you'll be required to:

- 1 Complete the Cal State Apply application
- 2 Pay the \$70 *per campus* fee and any other fees (unless fee waiver applies)
- 3 Submit any transcripts and required info when notified by the campus
- 4 If admitted, register for orientation

**\*\* Know when deadlines are and meet them \*\***

**\*\* Check email regularly \*\***



- Unofficial transcripts (both high school and college transcripts, if applicable)** You'll be asked to enter all the courses you've completed on your CSU application; those that are currently in progress; and any you plan to take. Transcripts will be requested by campuses as needed.
- Your Social Security number**, if you have one.
- Your citizenship status**
- Credit card or PayPal account** Application fees are due at time of submission.
- Annual income** Your parents' if you are a dependent; your income if you are independent
- Educational Program, Work and Extracurricular Participation Information** You will need to provide the years you participated in college preparation programs and your average number of hours per week of work and/or participation in extracurricular activities.
- Information needed to apply to EOP (if applying)** See the [Apply to EOP website](#) for information about materials needed to complete the optional EOP application.
- Test scores** Optional; if you have taken or plan to take the ACT, SAT, AP, IB exams, you may include the information on the application. Reporting test scores is not required. SAT and ACT scores will not be used for determining who gets admitted into the CSU. If you are accepted, the campus will use official test scores to for placement into mathematics and English courses.
- California statewide student ID** Optional; every K-12 student in a California public school is assigned an ID number. The number should be printed on your transcript.

**You'll need this information to apply**



# The CSU Educational Opportunity Program (EOP)

- Provides specialized support during your college years
- Designed to help *low-income, first generation, historically educationally disadvantaged* students succeed academically in college and graduate.
  - **First Generation:** neither of your parents went to college.
  - Meet the **EOP Family Income Criteria**
- The EOP application is built into the Cal State Apply application. You can submit the Cal State Apply application without the EOP portion complete and come back to it.

The EOP portion has a separate deadline that can vary by campus.

Deadlines information: <https://www2.calstate.edu/attend/student-services/eop/Pages/eop-campus-status.aspx>

# Materials you'll need to apply to EOP

Two Recommendations are required to apply

- 1 One must be from **academic counselor/teacher** that can comment on your academic preparedness for university academic work  
The other can be from an individual who can comment about your
- 2 potential to succeed in college.

- Recommenders **cannot** be self or a family member.
- You must include their names and email addresses on the application

# Materials you'll need to apply to EOP

- **Family Information including**
  - Participation in public assistance programs and other publicly funded programs
  - Siblings educational information
  - Household size
- **Parent/Guardian Information**
  - Occupation information for at least one parent/guardian
  - Estimated and actual income for this and last year
  - Household size
- Prepare to answer some autobiographical questions



All freshman must provide this information for the 2023-24 application, not just if you're applying to EOP.



CAL STATE **APPLY**

# Completing Your Freshmen Application







Apply



Go to [calstate.edu/apply](https://calstate.edu/apply)

Select **Fall 2023** in the drop down menu

Select a Term to Apply For

and then click **Apply**

Applications are open October 1 and close after November 30, 2022\* for the Fall 2023 Semester.

\*Some CSU Campuses have extended their priority application period past November 30, 2022. See the [Application Dates & Deadline](#) page.



## Create your Cal State Apply account

Click **Create an Account** (under Sign In) and fill out information on the Create an Account page

### What email address should you use?

- Most official CSU communication comes by email
- **Use/create a personal email address**
- Check your email regularly - consider connecting the email account to your phone

Welcome to The California State University

Thank you for your interest in The California State University. You can apply for the 2022-2023 cycle here, including Fall 2022, Winter 2023, Spring 2023, and Summer 2023. If you are interested in applying to a prior term, visit <https://calstate2022.liaisoncas.com/>.

To determine the exact deadline for your desired program, visit the [Application Dates & Deadlines](#) page.

Refer to the [Applicant Help Center](#) for additional information,

Sign in with your username and password below. First time here? Select Create an Account to get started.

**Sign In**

**Create an Account**

# Write down your CAS ID!

- Found on top right of screen

— CAL STATE —  
**APPLY**



al abbb

CAS ID: [redacted]

Sign Out

My Application

Add Program

Submit Application

Check Status

# Extended Profile

## 1. Degree Goal

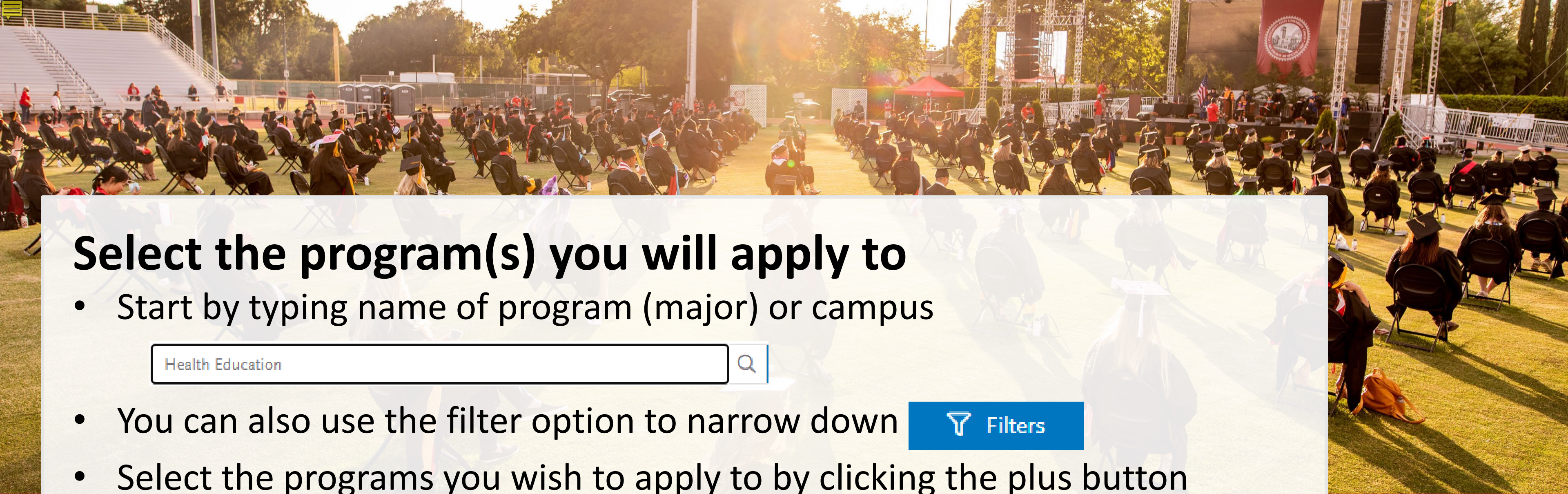
- Degree applying for: **First Bachelor's Degree**
- Current educational status: **Graduating High School Senior or equivalent**
- College credits: **No** if you have never taken any college courses (**Yes** if you have)

## 2. Returning: **No**

## 3. US Military Status: **No**

## 2. Residency:

- If you require a student (F1) Visa or an exchange (J1) Visa to study, select **Yes**;  
Select **No** if you do not



## Select the program(s) you will apply to


- Start by typing name of program (major) or campus

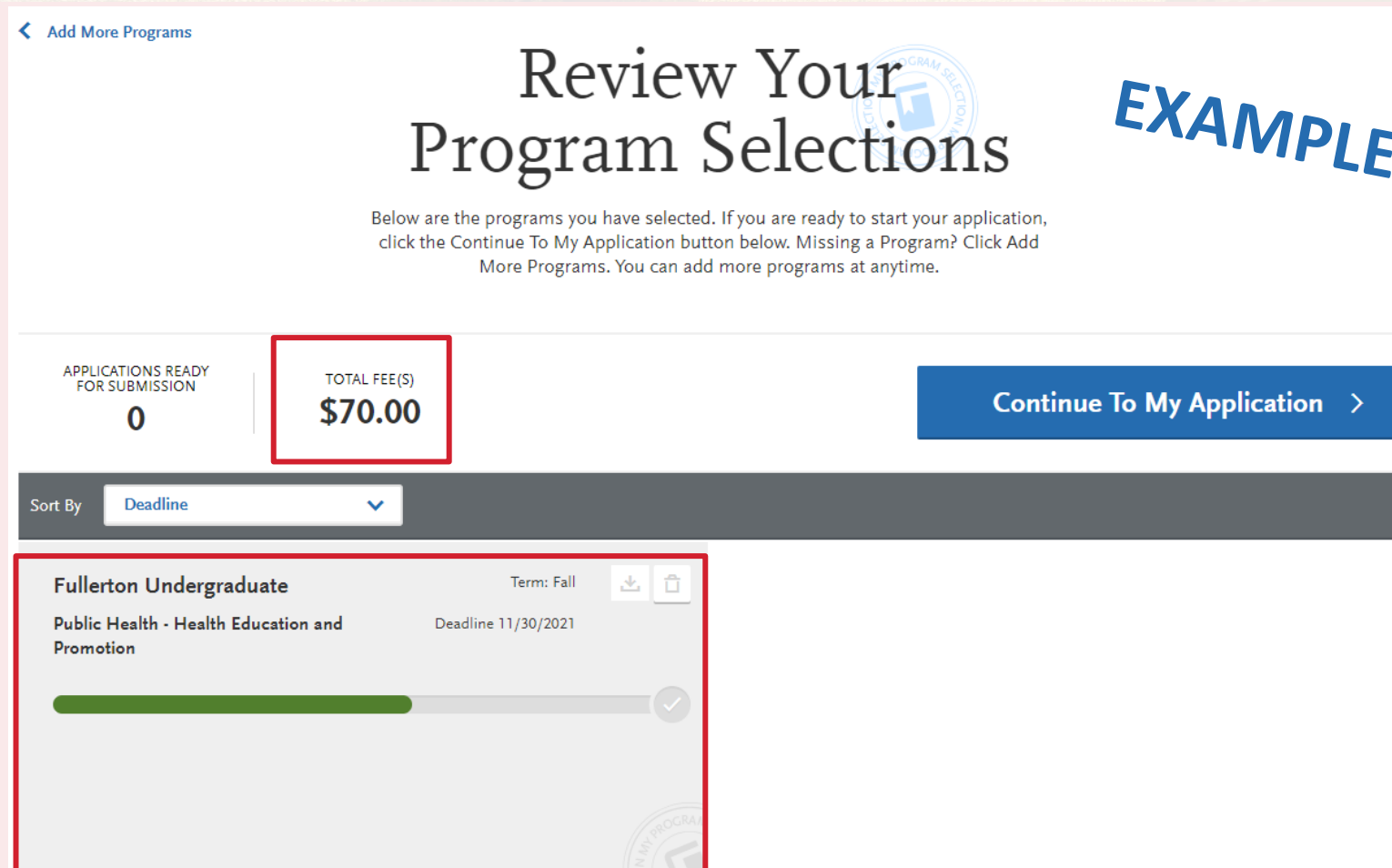
 

- You can also use the filter option to narrow down [🔼 Filters](#)
- Select the programs you wish to apply to by clicking the plus button
- Program must be **undergraduate**
- You may apply to **one** program per campus (unsure of which program to choose? You may consider Undeclared/Undecided)

SAN FRANCISCO UNDERGRADUATE								EXAMPLE
<input type="checkbox"/>	Public Health	San Francisco State	BS	Fall	2023	Main Campus	01/15/2023	

# Finish and review your selections

- See your total fees on the top left  
**(\$70 per campus except with fee waiver for up to four campuses)**
- Once ready, click 
- Review. Make sure you selected the right campus(es) and program(s).



[Add More Programs](#)

## Review Your Program Selections

**EXAMPLE**




Below are the programs you have selected. If you are ready to start your application, click the Continue To My Application button below. Missing a Program? Click Add More Programs. You can add more programs at anytime.

APPLICATIONS READY FOR SUBMISSION: 0

TOTAL FEE(S): **\$70.00**

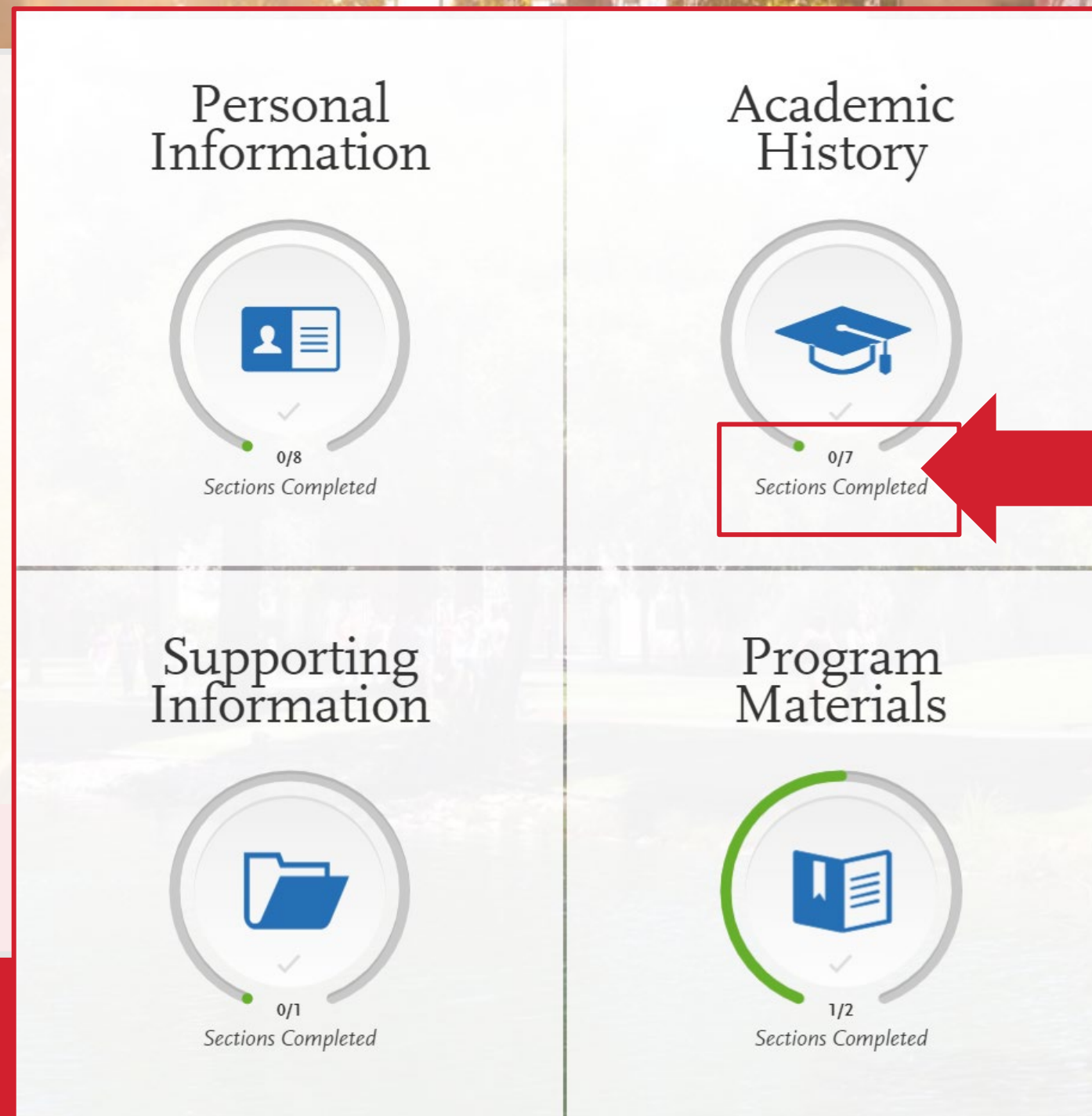
[Continue To My Application](#)

Sort By: **Deadline**

<b>Fullerton Undergraduate</b>	Term: Fall		
Public Health - Health Education and Promotion	Deadline 11/30/2021		
			

## Four parts of the application

- Personal Information
- Academic History
- Supporting Information
- Program Materials




Your progress towards completing all required information in this quadrant

**\*Don't skip the Program Materials section.** The Program Materials quadrant will appear completed if the program(s) you are applying to did not require any additional information from you here. **Even if it appears complete, be sure to click and read the Program Materials** as campuses put important information about the programs you are applying to in this section.\*

# Let's complete Part 1: Personal Information

Personal  
Information



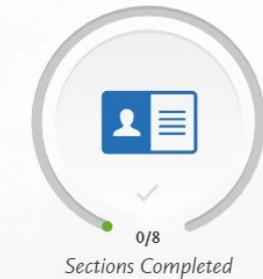
Sections Completed



# Release Statement

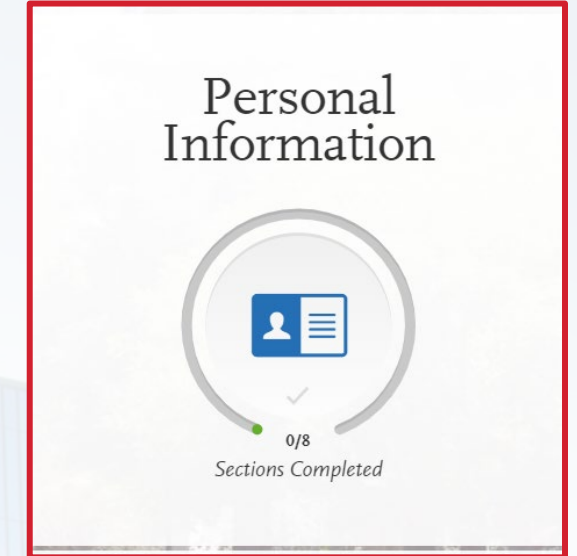
- Review the following statements carefully and respond:
  - Release Statement
  - CAASPP Results Release Statement
  - Release of Contact Information

Personal  
Information



## Biographic Information

- Complete the biographic information section.
  - Be sure your name matches your name on your high school transcript
- The questions on sexual orientation, gender expression and gender identity questions are optional/voluntary.
- Any changes you make after you submit your application must be sent to each campus that you applied to.



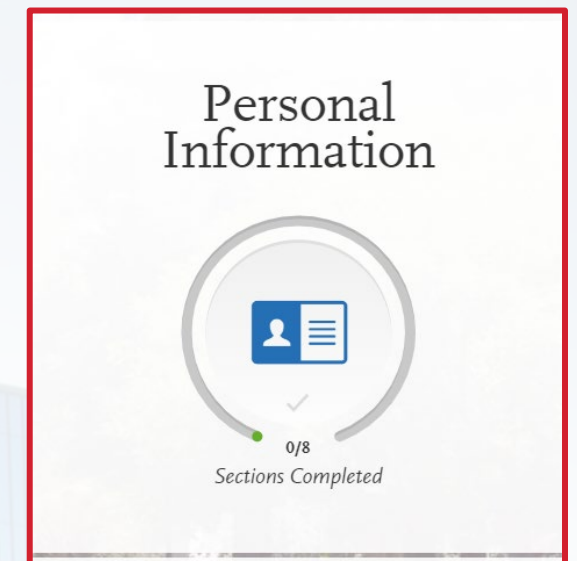
## Contact Information

- Complete the contact information section.

- **Current address** = 

This should be where you want to receive mail correspondence


- Is your permanent address different than your current address?  
If so, select **No** to "Is this your permanent address?"



# Citizenship/Residency Information

- Will not be used to determine your eligibility for admissions but may be used to help provide you with **additional support** and used for items like **tuition fees**.

Personal  
Information



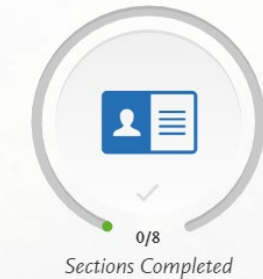
EAST BAY



# Citizenship/Residency Information

\*\*\*For those who selected **No** earlier to "do you have or will you require an F1 or J1 Visa to study at the CSU?"\*\*\*

Personal  
Information



## U.S. Citizenship

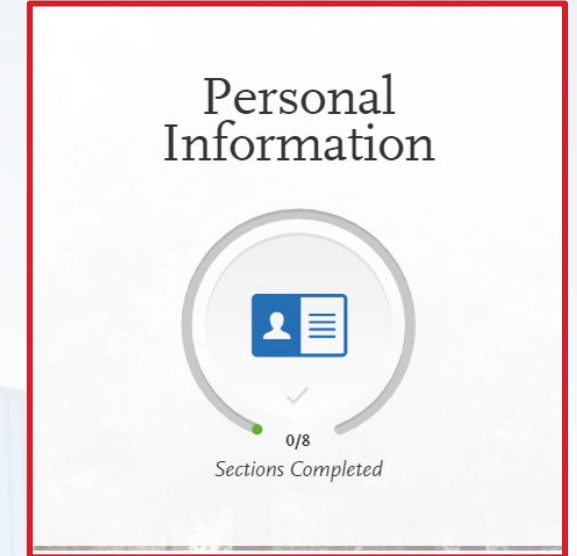
\* Select the value that  
best describes your  
U.S. Citizenship

## US Citizenship

- **US Citizen:** born in the US or attained citizenship through naturalization
- **Permanent US Resident:** holds a Green Card and is permitted to permanently live and work in the US
- **None:** no US Citizenship
- **Refugee:** forced to leave country in order to escape war, persecution, or natural disaster
- **Other Visa:** holds a Visa *other than* F1 (student) or J1 (exchange) - You will be prompted to choose which Visa if you select this option

# Citizenship/Residency Information

**\*\*\*For those who selected *No* earlier to "do you have or will you require an F1 or J1 Visa to study at the CSU?"\*\*\***



## Residency

- The US state/possession you regard as your permanent home is filled in from earlier; to update, go to **Extended Profile**
- If your permanent home is **California**, you'll be prompted to:
  - Indicate whether you claim California residency
  - Indicate if you've lived there continuously since birth (If no, you'll be asked to give dates)


\* Do you claim California Residency?

Yes  No

\* Have you lived in California continuously since birth?

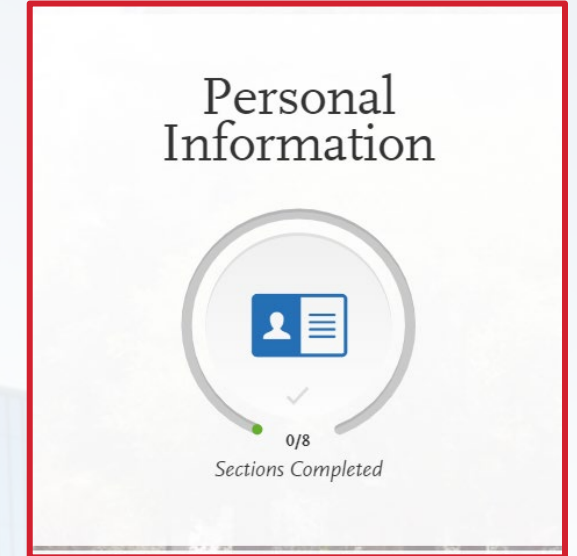
Yes  No

\* When did your present stay in California begin?

 MM/DD/YYYY

# Citizenship/Residency Information

**\*\*\*For those who selected *Yes* earlier to "do you have or will you require an F1 or J1 Visa to study at the CSU?"\*\*\***



## Citizenship (for International Applicants)

- Select your **country of citizenship** and the **Visa type** you have or will have when you study at the CSU (F1 or J1 Visa)
- If you already have a Visa, enter the date it was issued

### Citizenship

\* Country of Citizenship

Austria

\* Which student visa do you have, or will you have when you study at the CSU?

F1 (Student)

J1 (Exchange)

Date Issued (if you have already been issued a student visa)

06/01/2020




MM/DD/YYYY

## Race & Ethnicity

- Complete the questions on this section.
- This section will **not** be used to determine eligibility for admissions.
- This information may be used to help provide you additional support.

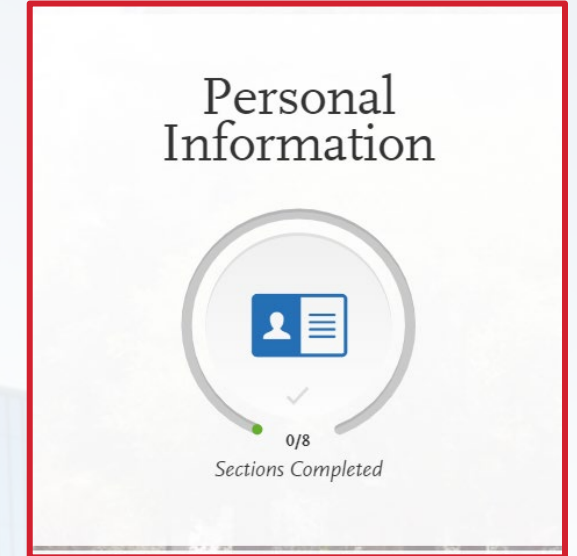
Personal  
Information





## Parent / Guardian Information

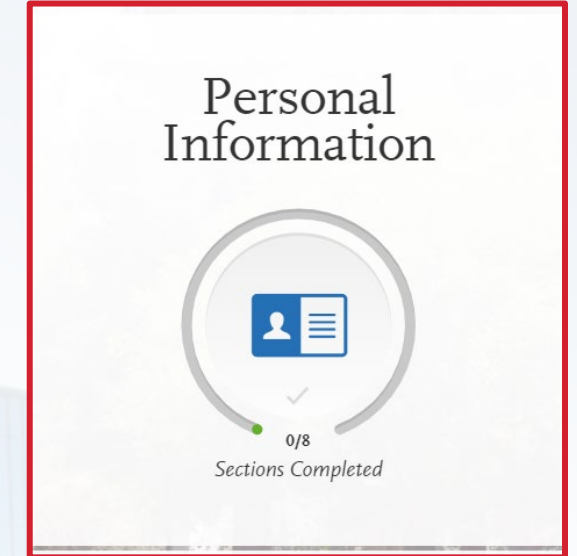
- If you are a dependent, you must enter at least one parent / guardian's information in this section.
- If you are considered independent, you can opt out of this section if you wish.
- **Unsure of how to answer at this moment?** You can move onto the other sections and come back to this later. **You cannot submit your application until you complete this section.**



## Other Information

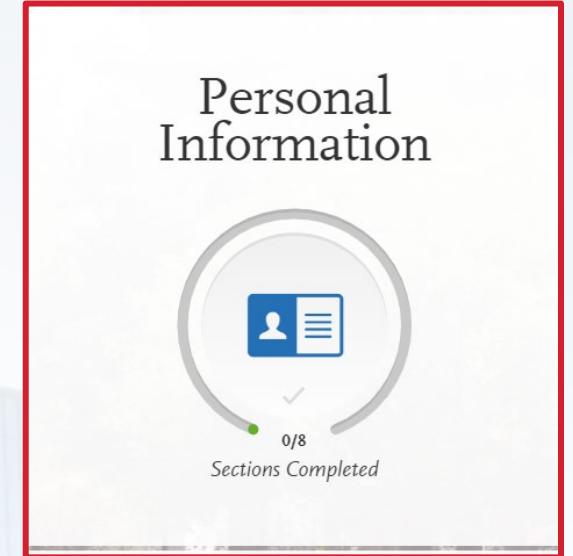
### Social Security (SSN)

- Carefully type in your SSN if you have one.
- Incorrect or missing information could delay your admission or require you to turn in additional documentation.
- Enter your SSN If you have qualified for DACA and been issued a SSN.



## Financial and Parental Information

- Complete this section. This information is not used to determine financial aid eligibility and is used for information purposes only.
- Read the **Household Income and Size Information** carefully as your answer will determine what other information you will have to provide here.
- Any of the statements apply? You are considered **Independent**
- None of the statements apply? You are considered **Dependent**




# Let's complete Part 2: Academic History

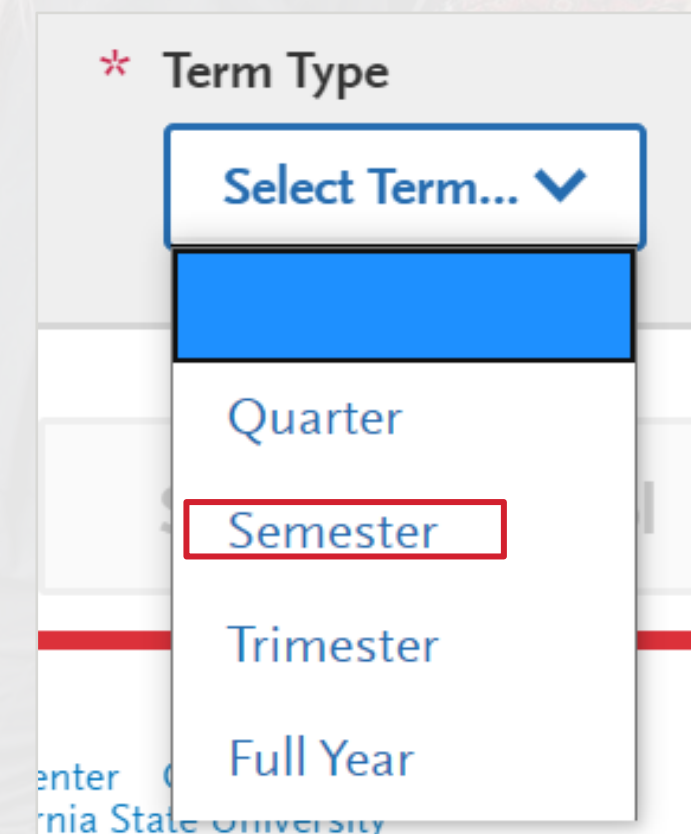
Academic  
History



Sections Completed

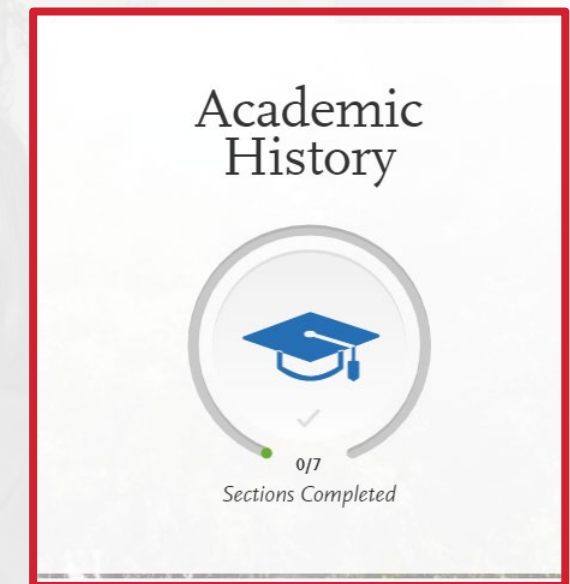
## High Schools Attended

- Complete this section.
- To begin, click Add High School
- Type **[ENTER CITY OF SCHOOL]**  **[NAME OF SCHOOL HERE]** from the list.
- Enter dates attended **[ADD DATES FOR THEM?]**
- For term type, select **[ENTER TERM TYPE AND UPDATE SELECTION ON EXAMPLE AS NEEDED]**
- Be sure to enter ALL high schools you have attended, if you've attended more than one.



## Graduation Status

- Select **I have or will graduate with my high school diploma**
- Enter the date: **[DATE HERE]**



## Academic Information

- Select **No** unless you have attended another high school/secondary school and it was outside of the US

## Colleges Attended

***\*\*This section will only appear if you indicated in your Extended Profile that you have completed one or more courses at a college/university\*\****

- If applicable, you must enter ALL college courses you've ever taken, regardless if they are relevant and even if you transferred them already.
- Start by Adding a College or University



[Add a College or University](#)

# Colleges Attended

Add a College or University

- Then, start typing in the name of the college/university and options should begin to appear.

What college or university did you attend?

long beac

[BROOKS COLLEGE - LONG BEACH](#)

California, United States


[CALIFORNIA STATE UNIVERSITY - LONG BEACH](#)

California, United States

[DEVRY UNIVERSITY - LONG BEACH](#)

California, United States

Academic  
History



## Term Type Guide

4 grades per year = Quarter

3 grades per year = Trimester

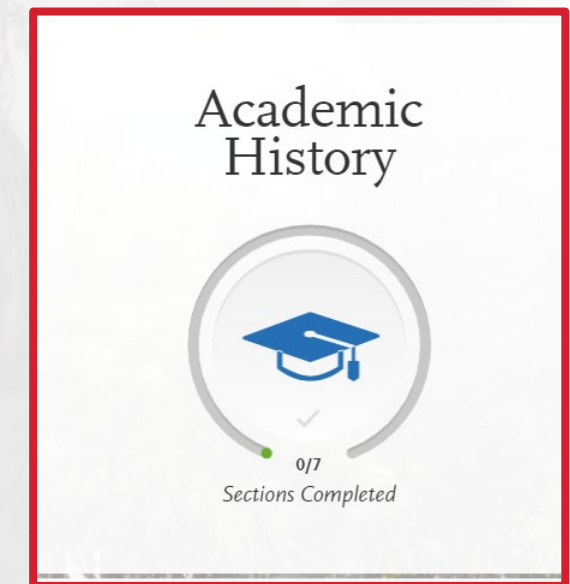
2 grades per year = Semester

1 grade per year = Full Year



## High School Coursework


- Complete this section carefully as failure to follow instructions will delay admissions decision and can ultimately impact your admissions decision altogether.



### What should you report?

- All high school courses used to satisfy A-G requirements
- Do NOT include non-college prep courses, e.g. Health or P.E.
- **Middle school coursework exception:** Any math (Algebra or higher) and/or languages other than English courses (LOTE Level 1 or higher) taken in middle school that continued course progression into 9th grade **can** be entered to receive consideration.

# High School Coursework

Grade Level 

12th Grade

11th Grade


10th Grade

9th Grade

8th Grade

7th Grade

**REMINDER:** Add middle school math and/or language other than English only if applicable

- Now add courses for that grade level used to satisfy A-G requirements
- **Start by adding a Grade Level**
- Select the **School** you attended for that grade
- Select the **Academic Year**
- Once you've entered, click green checkmark 
- You will be repeating for all grade levels

Add a Grade Level

Add a Summer Grade Level

**REMINDER:** Add summer grade levels too if you took A-G courses during that summer



## Standardized Tests (ACT, SAT, TOEFL, AP, IB, CLEP)

- For Fall 2023 freshman admissions, standardized tests will not be used to determine admissions eligibility.
- These scores may still be used to help place you in math and English courses by campuses
- You can enter your ACT, SAT, AP, IB, CLEP, TOEFL exams either have taken or plan on taking.
- If you have not taken or are not schedule to take any standardized tests you can opt out.




ACT

---

Add Test Score

# About Part 3: Supporting Information

Supporting  
Information




0/1  
Sections Completed


## Educational Programs & Work Experience

- These responses may be used as supplemental criteria to make Fall 2023 admissions decisions
- Select Yes or No to indicate your involvement in the programs listed
- If you worked during the last 36 months, type in the average # of hours worked per week
- If you were involved in extracurricular activities during the last 12 months, type in the average # of hours per week

Supporting  
Information



Supporting  
Information



## Overview of the EOP Application

- Section 1: General questions
- Section 2: Parent/Guardian Information & Financial Status
- Section 3: EOP Biographical Questions
- Section 4: Contact information for two people who will complete your recommendation

1. Educational  
Opportunity  
Program (EOP)



2. EOP  
Parent/Guardian  
Information &  
Financial Status

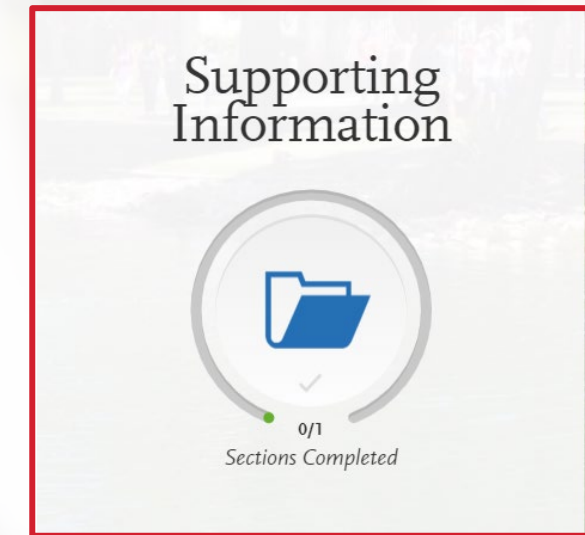


3. EOP Biographical  
Questions

EOP Recommendations

## Indicate if you will apply to EOP

- “Do you wish to apply to EOP?”
  - **Not applying to EOP?** Click *No*. You are done with Section 3 of your application.
  - **Applying to EOP?** Click *Yes, I will return later to complete these EOP Questions*.



Do you wish to apply to the Educational Opportunity Program (EOP)?

\* Do you wish to apply to the Educational Opportunity Program (EOP)?  
Note: Selecting No after you have saved responses on this page will result in the loss of your saved responses.


Yes

Yes, I will return later to complete these EOP questions

No

# Let's complete part 4: Program Materials

Program  
Materials



1/2  
Sections Completed



## Program Materials

- Depending on the campus and major (“program”) you choose, there may be required items to complete. **Check for multiple tabs.**
- Once you’ve read through and responded to anything in this Program Materials section, you can exit back to **My Application** on the top left



**EXAMPLE**

A screenshot of the California State University Fullerton website. The header includes the university logo and name. Below it, a banner for "Public Health - Health Education and Promotion" is displayed with a "Deadline: 11/30/2021". A navigation bar at the bottom contains "Home" and "Questions" buttons. Below the navigation bar, there is a section titled "About California State University, Fullerton" with a paragraph of text.

CALIFORNIA STATE UNIVERSITY  
**FULLERTON**

Public Health - Health Education and Promotion Deadline: 11/30/2021

[Home](#) [Questions](#)

**About California State University, Fullerton**  
Cal State Fullerton, a leading institution of the 23-campus California State University system, enrolls more than 40,000 students and offers 109 degree programs. An intellectual and cultural center for Orange County, Cal State Fullerton is a primary driver of workforce and economic development throughout the region and a national model for supporting student success through innovative high-impact educational and co-curricular experiences, including faculty-student collaborative research. The University embraces its rich diversity, recognizing that it both enhances the educational experience for students and uniquely prepares them to excel as emergent leaders in the global marketplace and in their communities. Cal State Fullerton is recognized as a top public university in the West, in particular for its work in supporting underrepresented students in earning a college degree.


# My Application

You must **complete** all sections of the application before submitting, with exception of Section 3 Supporting Information – EOP Application.

## My Application


This dashboard is your application home providing access to each part of the application you need to complete and a high level overview of your progress.

### Latest Notifications

 Cal State Apply application - Welcome! 02/27/2020


[View My Notifications](#)

## Personal Information



**Incomplete**

## Academic History



## Supporting Information



**Complete**

## Program Materials




**Completed sections of the application will show green.**

# Submit Application

## Before Submitting

- Check total fees and # of applications ready to submit
- **Reminder: No changes after submission besides EOP application and new test scores**

## WAIT: Review the SUMMARY PAGE carefully!

- Note any warning messages 
- Note any **red** text
- Update/fix and missing or problematic info before processing to submit (in the gray bar on the right, it explains where to make updates to your information if needed)

The following academic areas are essential to your application. Please review them carefully and make any changes needed now.

College Coursework Need any changes? Go to College Coursework

Transfer GPA: 2.85    Transfer Credit Hours: 29.50158    Transfer Quality Points: 84.11788    [Recalculate](#)

⚠ The following courses appear to be repeated. If the course is recognized as a repeat course on the transcript of the college it was taken at, please go to College Coursework and make the first occurrence of the course have the grade of RP.

College	Term	Course Code	Course Title	Credits	Grade	CAS Grade	Transferable
Abraham Baldwin Agricultural College	Summer 1 2019 Junior	BIOL10	Introduction to Biology	2.25	F	F	✓
Abraham Baldwin Agricultural College	Fall 2026 Senior	BIOL10	Introduction to Biology	6.0	A	A	✓

⚠ The following courses have a grade of F. If this is an error and the course should be marked as a repeated/academic renewal course, please return to the College Coursework page and update.

College	Term	Course Code	Course Title	Credits	Grade	CAS Grade	Transferable
Abraham Baldwin Agricultural College	Winter 2026 Freshman	MATH1	Earth Science Laboratory	6.33	F	F	✓

General Education Need any changes? Go to General Education

⚠ You have opted out of adding General Education courses. We highly recommend you match a course for each subject. Please return to General Education and match your courses.

Area A - English Language Communication and Critical Thinking

Subject	Selected Course	College	Grade
A1 Oral Communication	BUS1 - Introduction to Business	EAST LOS ANGELES COLLEGE	B
A2 Written Communication	ENGLISH101 - College Reading and Composition I	EAST LOS ANGELES COLLEGE	B
A3 Critical Thinking			

Area B - Scientific Inquiry and Quantitative Reasoning

Subject	Selected Course	College	Grade
B4 Math Concepts/Quantitative Reasoning			

Test Scores Need any changes? Go to Test Scores

The following test scores are self-reported. Please remember to send your official test scores to Cal State Apply to be fully considered.

⚠ You have not included your ID. Please go to test scores and include this information.

⚠ You have reported a test date that is in the future. Please remember to return to Test Scores and self-report your scores once received. Also remember to send your official scores to Cal State Apply.

SAT	Test Taken	College Board ID	Evidence-based Reading & Writing	Math
	06/06/2020			

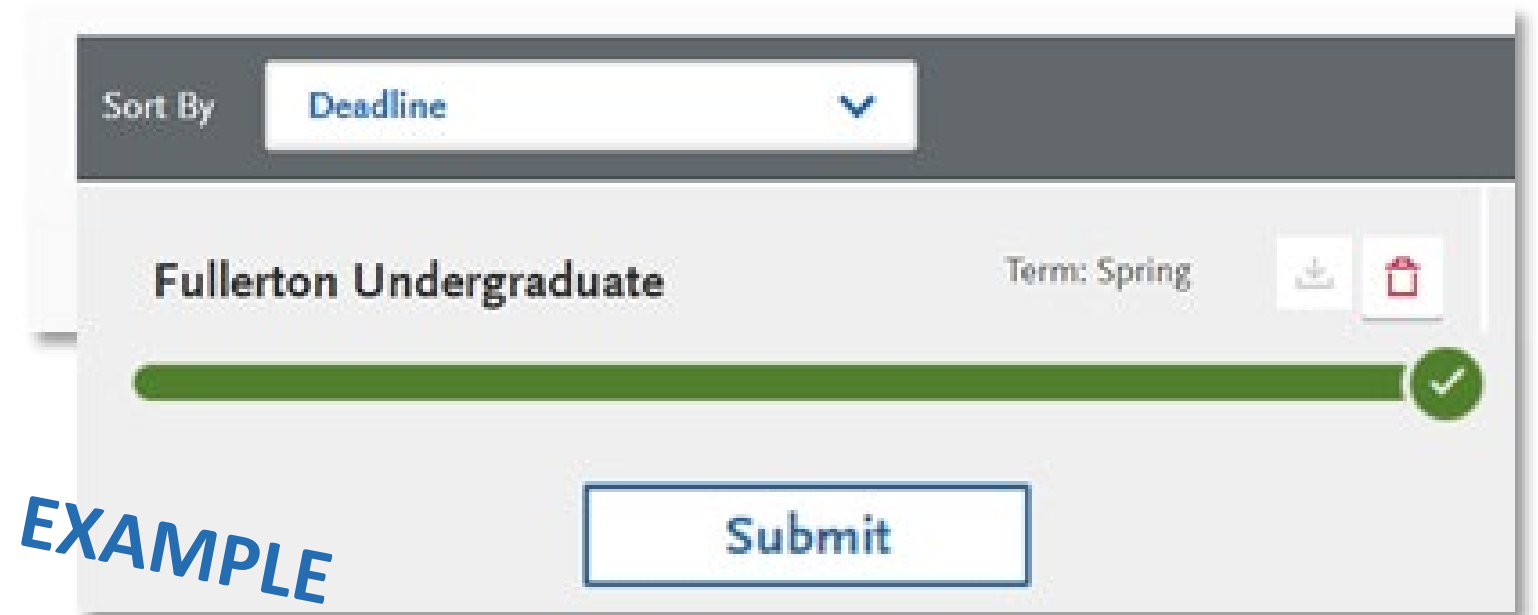
ACT	Test Taken	ACT Student ID	English	Math	Reading	Science	Writing	Composite
	05/03/2020		35	30	29	25	10	29

**EXAMPLE**

# Submit Application

## When you're ready click **Submit All**

- Be sure to check your email regularly for any updates
- You can log back into your Cal State Apply application after submitting but may only update limited information



EXAMPLE



Questions?